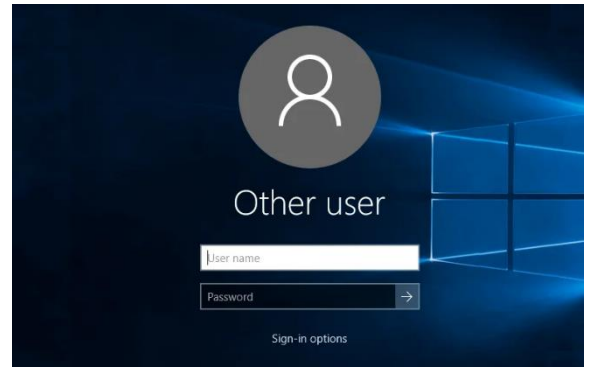


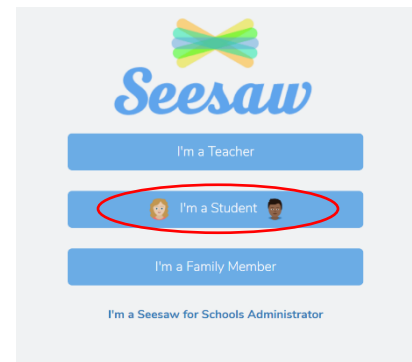
Logging into Your Device:

1. Once your device is on, the Windows 10 Login Screen will appear.
2. Type in the student's username and password.
USERNAME: Student's ID number
Example: 12345
PASSWORD: *WfIDNumber*
Example: Wf12345



Logging into the student's SeeSaw Account on the Device:

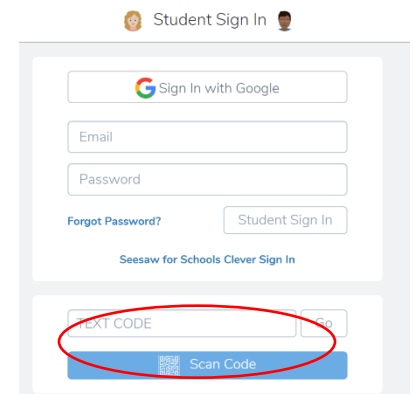
1. Go to app.seesaw.me
2. Click the "I'm a student" button



3. In the "Text Code" box, enter your "At-Home Learning Code" here.

Your student's teacher sent your student's "at-home learning code" to your email.

If there is a QR code included, you can scan the code by using the blue "scan code" button.



3. Scan this code using Seesaw's built-in QR code scanner. Or type in these letters to access your Seesaw account:

AAAA BBBB CCCC DDDD

